



Gas Markets

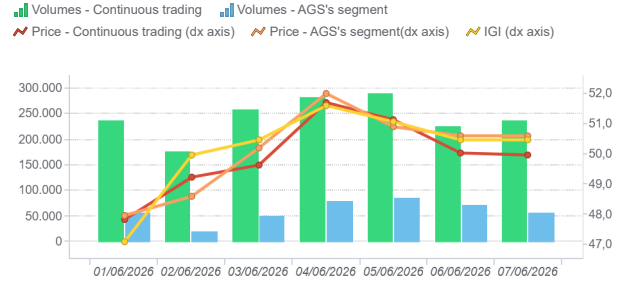
Week n° 23 from 01/06/2026 to 07/06/2026

Day-Ahead Gas Market (MGP-GAS)

	Average price (€/MWh)	Change Price	Minimum price	Maximum price	Total Volumes (MWh)	Volumes change	Daily product	WE Product	WD Product
Continuous trading	50,08	6,4%	46,30	52,75	1.705.656	-16,9%	1.321.512	384.144	0

	Average price (€/MWh)	Change price	Minimum price	Maximum price	Total Volumes (MWh)	Volumes change	Purchases SRG (MWh)	Sales SRG (MWh)
AGS's segment	50,12	6,1%	47,95	52,00	415.560	42,2%	415.560	18.648

MGP - Volumes (MWh) and Price (€/MWh)

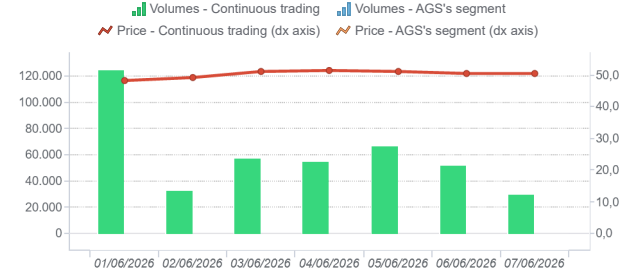


Intra-Day Gas Market (MI-GAS)

	Average price (€/MWh)	Change Price	Minimum price	Maximum price	Total Volumes (MWh)	Volumes change
Continuous trading	50,37	8,1%	47,85	52,20	415.608	-41,4%

	Average price (€/MWh)	Change price	Minimum price	Maximum price	Total Volumes (MWh)	Volumes change	Purchases SRG (MWh)	Sales SRG (MWh)
AGS's segment	-	-	-	-	-	-	-	-

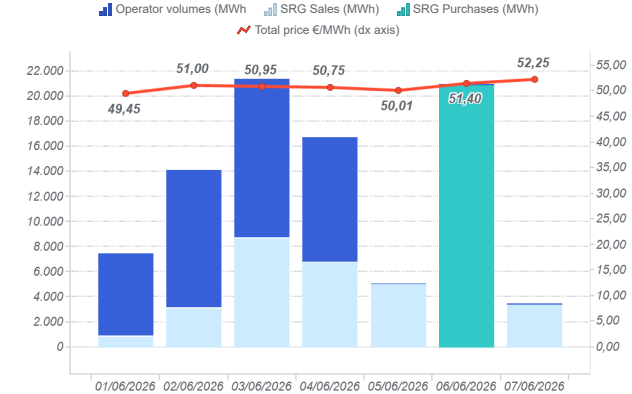
MI - Volumes (MWh) and Price (€/MWh)



Market for the trading of gas stored (MGS-GAS)

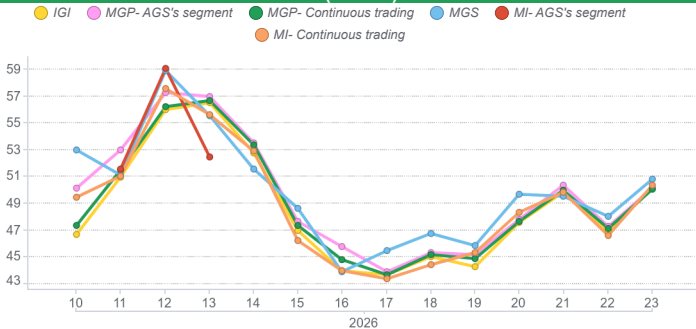
	Week 22	Week 23
Price €/MWh (1)		
Snam Stoccaggio (Stogit Adriatica)		
Snam Stoccaggio (Stogit)	48,05	50,83
Total	48,05	50,83
Volumes MWh		
Snam Stoccaggio (Stogit Adriatica)	0	0
Snam Stoccaggio (Stogit)	65.279	88.786
Totale	65.279	88.786
SRG. Activity MWh		
Purchases	702	20.904
Balancing (2)	702	20.904
Other purchases (3)		
Sales	30.961	27.544
Balancing (2)	30.961	27.544
Other purchases (3)		

Market for the trading of gas stored (MGS-GAS)

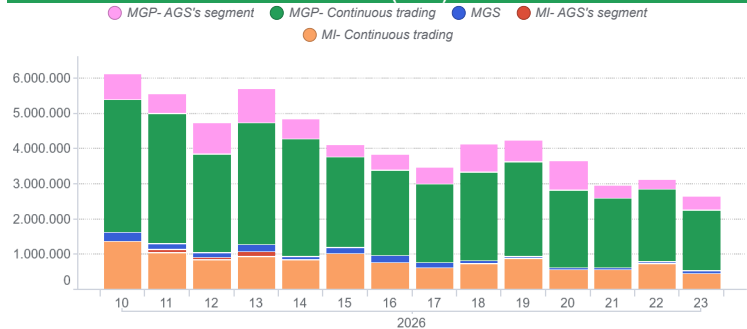


1) The Total price is calculated as a weighted average price for the total volumes exchanged in each storage system.
 2) To securely manage any expected deviations between overall network injections and withdrawals pursuant to Art. 2.5 of Annex A, AEEGSI's Resolution 312/2016/R/gas
 3) Stored gas trades by Snam Rete Gas (SRG) not included in "Balancing"

Prices (€/MWh)



Volumes (MWh)



Forward Gas Market (MT-GAS)

Prodotto	Minimum price (€/MWh)	Maximum price (€/MWh)	Check price*	Check price change (%)	Trades	Volumes (MWh/g)	OTC Registrations	OTC Volumes	Volumes Tot	Change %	Open position (MWh)*	Open position (MWh/g)*
M-2026-07			46,11	0,0%	0,00	0,00	0,00	0,00	0,00	0,0%	0,00	0,00
M-2026-08			49,45	0,0%	0,00	0,00	0,00	0,00	0,00	0,0%	0,00	0,00
Q-2026-03			48,46	0,0%	0,00	0,00	0,00	0,00	0,00	0,0%	0,00	0,00
Q-2026-04			44,47	0,0%	0,00	0,00	0,00	0,00	0,00	0,0%	0,00	0,00
Q-2027-01			47,26	0,0%	0,00	0,00	0,00	0,00	0,00	0,0%	0,00	0,00
Q-2027-02			37,75	0,0%	0,00	0,00	0,00	0,00	0,00	0,0%	0,00	0,00
WS-2026/2027			46,94	0,0%	0,00	0,00	0,00	0,00	0,00	0,0%	0,00	0,00
SS-2027			37,19	0,0%	0,00	0,00	0,00	0,00	0,00	0,0%	0,00	0,00
CY-2027			39,13	0,0%	0,00	0,00	0,00	0,00	0,00	0,0%	0,00	0,00
BoM-2026-06			49,36	-4,1%	0,00	0,00	0,00	0,00	0,00	0,0%	0,00	0,00
M-2026-09			49,67	0,0%	0,00	0,00	0,00	0,00	0,00	0,0%	0,00	0,00

*Referred to the last session of the week